

HIGHGLOSS


600x1200 MM

Intense Collection

One of the leading manufacturers of
Glazed vitrified tiles (Porcelain Tiles)

We are known for its different and wide range of surface collections which consist of latest technical properties as well as innovative and unique designs. Our innovative spirit has helped us to create a diverse market appropriate product range that is an extremely useful tool for architects, interior designers and builders alike, We believe in technological innovations and making tile manufacturing progressively safer and more eco-friendly by offering eco-sustainable ceramic products to the customers.





High gloss marble is often used for decorative purposes, such as flooring, countertops, and decorative accents in buildings and homes. It is important to note that high gloss marble requires regular maintenance to keep its shine, as it is prone to scratches and dulling over time



LARGE AND VERSATILE



HIGH STRENGTH



SUSTAINABLE & ECOLOGICAL



INTEMPORAL

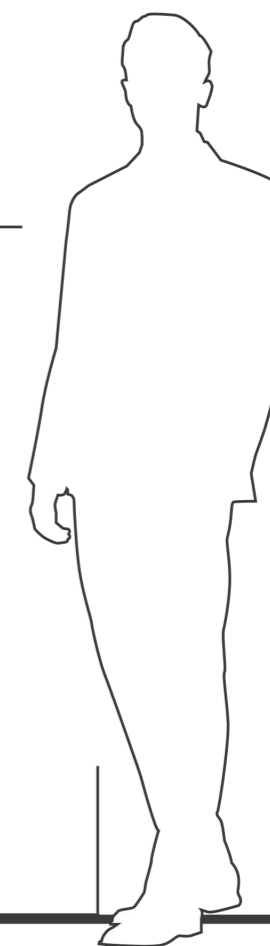


EASY TO INSTALL



MODULARITY

600
X
1200
MM



MULTIPLE SANSATION

A STORY THAT ADDS NEW CHAPTERS EVERY TIME. Hidden away in the varied multi-faceted appeal of marble are stories from the past and present pulsating with life. A fine line separates the artificial from the natural, when light spreads through and leaves its mark on surfaces strongly bonded with the living styles of the future.

The inspiration comes from Italian Living origin: the distinctive Marble and the deep Fusion Effects, both crossed through by white veins and with a small-medium grain.

The other colors start out from black, gradually shifting through dark and light grey to white. The subtle texture and veins, tempered a very light reminiscent Of the night sky in black, give the product a smooth, extremely sophisticated appearance.

APPLICATIONS



AIRPORTS



HOTELS



OFFICES



MUSEUMS



SHOPS



HOMES






SPA AND WELLNESS



RESTAURANTS





ABSTRAC BLACK



600X1200MM
Finish : High Gloss
Random : 3



LARGE AND VERSATILE



HIGH STRENGTH



SUSTAINABLE & ECOLOGICAL



INTEMPORAL



EASY TO INSTALL








MODULARITY



TECHNICAL SUPERIORITY



ABSTRAC BLACK | 600X1200MM | HIGH GLOSS FINISH



AMALFI BLACK



600X1200MM
Finish : High Gloss
Random : 6



LARGE AND
VERSATILE



HIGH
STRENGTH



SUSTAINABLE &
ECOLOGICAL



INTEMPORAL






EASY TO
INSTALL



MODULARITY



TECHNICAL
SUPERIORITY



AMALFI BROWN



600X1200MM

Finish : High Gloss

Random : 6



LARGE AND
VERSATILE



HIGH
STRENGTH



SUSTAINABLE &
ECOLOGICAL



INTEMPORAL








EASY TO
INSTALL



MODULARITY



TECHNICAL
SUPERIORITY



BAR BLACK



600X1200MM

Finish : High Gloss

Random : 6



LARGE AND
VERSATILE



HIGH
STRENGTH



SUSTAINABLE &
ECOLOGICAL



INTEMPORAL






EASY TO
INSTALL



MODULARITY



TECHNICAL
SUPERIORITY



CAMRY BROWN



600X1200MM

Finish : High Gloss

Random : 6



LARGE AND
VERSATILE



HIGH
STRENGTH



SUSTAINABLE &
ECOLOGICAL



INTEMPORAL



EASY TO
INSTALL






MODULARITY



TECHNICAL
SUPERIORITY



CAMRY BROWN | 600X1200MM | HIGH GLOSS FINISH



CAMILIA BLACK



600X1200MM

Finish : High Gloss

Random : 4



LARGE AND
VERSATILE



HIGH
STRENGTH



SUSTAINABLE &
ECOLOGICAL



INTEMPORAL




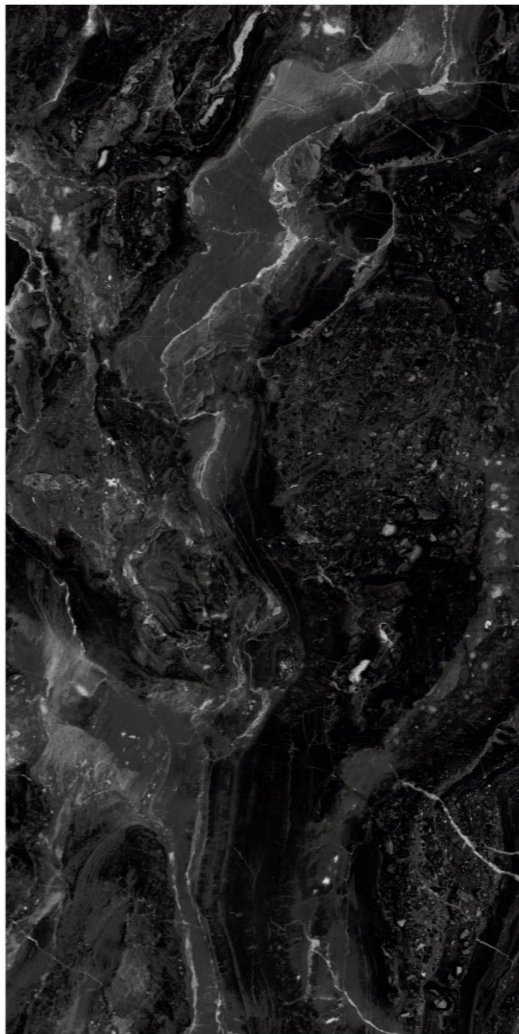
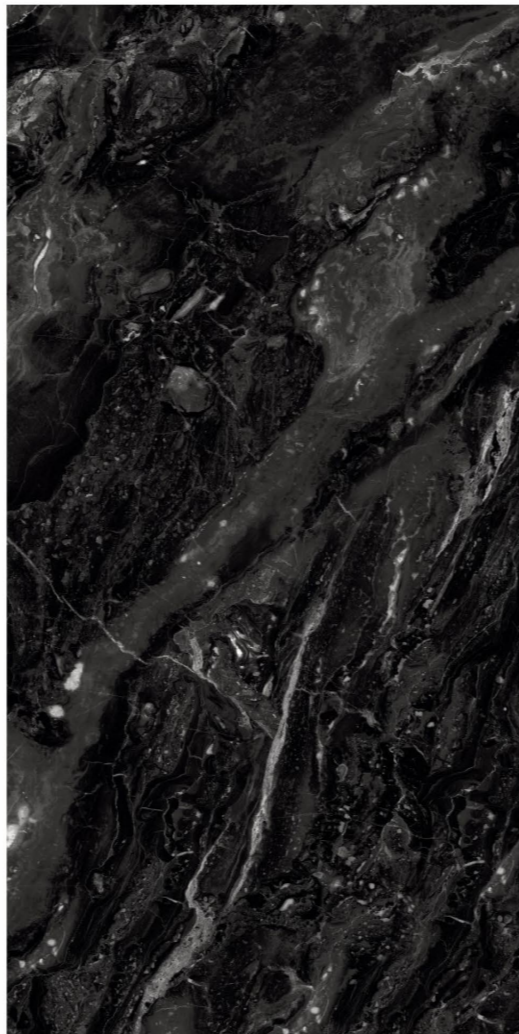
EASY TO
INSTALL



MODULARITY



TECHNICAL
SUPERIORITY



CEMLOT BLACK



600X1200MM
Finish : High Gloss
Random : 6



LARGE AND
VERSATILE



HIGH
STRENGTH



SUSTAINABLE &
ECOLOGICAL



INTEMPORAL







EASY TO
INSTALL



MODULARITY



TECHNICAL
SUPERIORITY



COLLINS BLACK



600X1200MM
Finish : High Gloss
Random : 4



LARGE AND VERSATILE



HIGH STRENGTH



SUSTAINABLE & ECOLOGICAL



INTEMPORAL



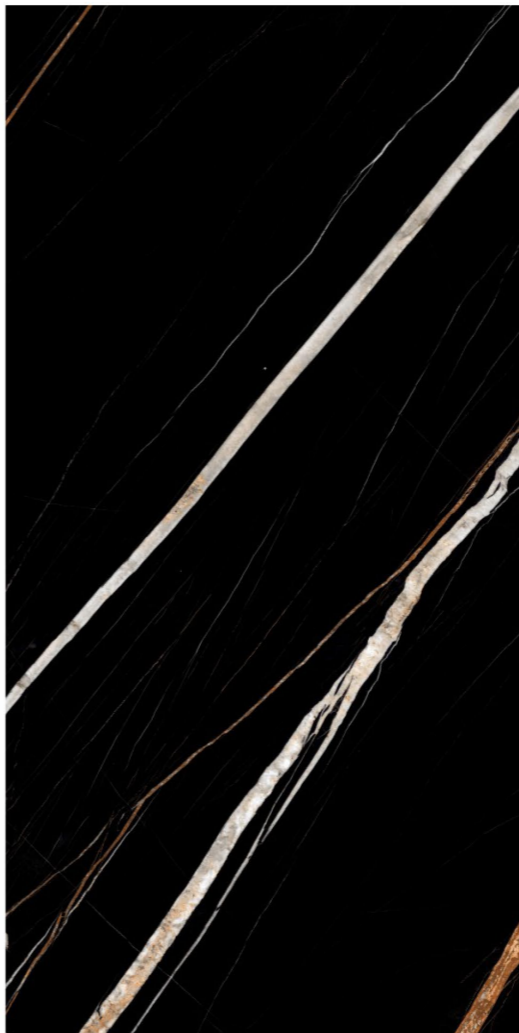
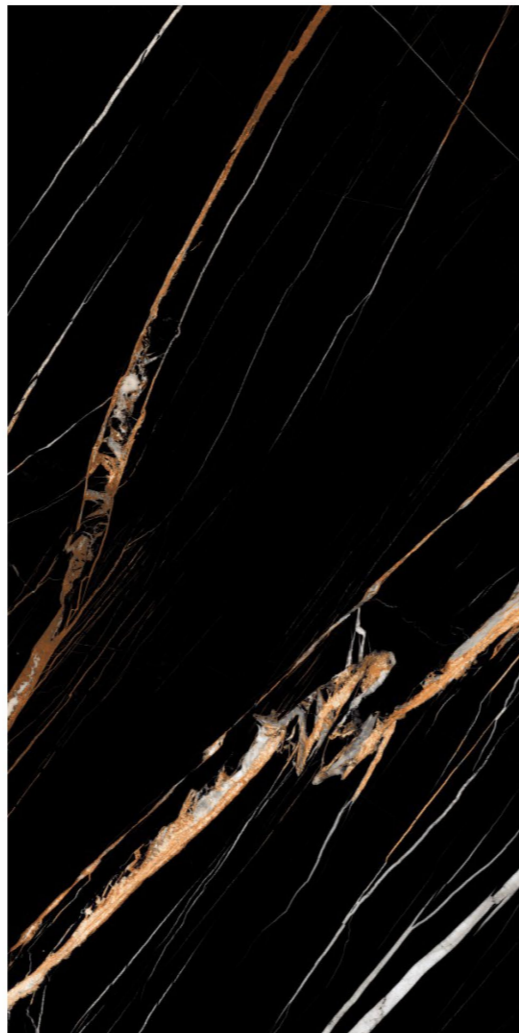

EASY TO INSTALL



MODULARITY



TECHNICAL SUPERIORITY



COBRA BLACK



600X1200MM
Finish : High Gloss
Random : 4



LARGE AND
VERSATILE



HIGH
STRENGTH



SUSTAINABLE &
ECOLOGICAL



INTEMPORAL



EASY TO
INSTALL






MODULARITY



TECHNICAL
SUPERIORITY



COBRA BLACK | 600X1200MM | HIGH GLOSS FINISH



DRACO GREEN



600X1200MM
Finish : High Gloss
Random : 3



LARGE AND VERSATILE



HIGH STRENGTH



SUSTAINABLE & ECOLOGICAL



INTEMPORAL






EASY TO INSTALL



MODULARITY



TECHNICAL SUPERIORITY



CUZAR BLACK



600X1200MM
Finish : High Gloss
Random : 4



LARGE AND
VERSATILE



HIGH
STRENGTH



SUSTAINABLE &
ECOLOGICAL



INTEMPORAL



EASY TO
INSTALL



MODULARITY



TECHNICAL
SUPERIORITY



CUZAR BLACK | 600X1200MM | HIGH GLOSS FINISH



ELOFAR BROWN



600X1200MM

Finish : High Gloss

Random : 4



LARGE AND
VERSATILE



HIGH
STRENGTH



SUSTAINABLE &
ECOLOGICAL



INTEMPORAL







EASY TO
INSTALL



MODULARITY



TECHNICAL
SUPERIORITY



EMPRA BROWN



600X1200MM

Finish : High Gloss

Random : 4



LARGE AND
VERSATILE



HIGH
STRENGTH



SUSTAINABLE &
ECOLOGICAL



INTEMPORAL








EASY TO
INSTALL



MODULARITY



TECHNICAL
SUPERIORITY



ESTRADA BLUE



600X1200MM
Finish : High Gloss
Random : 5



LARGE AND
VERSATILE



HIGH
STRENGTH



SUSTAINABLE &
ECOLOGICAL



INTEMPORAL



EASY TO
INSTALL







MODULARITY



TECHNICAL
SUPERIORITY



ESTRADA BLUE | 600X1200MM | HIGH GLOSS FINISH



ESTRADA BROWN



600X1200MM

Finish : High Gloss

Random : 5



LARGE AND
VERSATILE



HIGH
STRENGTH



SUSTAINABLE &
ECOLOGICAL



INTEMPORAL





EASY TO
INSTALL



MODULARITY



TECHNICAL
SUPERIORITY



FURY COFFEE



600X1200MM

Finish : High Gloss

Random : 4



LARGE AND
VERSATILE



HIGH
STRENGTH



SUSTAINABLE &
ECOLOGICAL



INTEMPORAL






EASY TO
INSTALL



MODULARITY



TECHNICAL
SUPERIORITY



FURY BLACK



600X1200MM
Finish : High Gloss
Random : 4



LARGE AND VERSATILE



HIGH STRENGTH



SUSTAINABLE & ECOLOGICAL



INTEMPORAL



EASY TO INSTALL





MODULARITY



TECHNICAL SUPERIORITY



FURY BLACK | 600X1200MM | HIGH GLOSS FINISH



JOKUL GREEN



600X1200MM
Finish : High Gloss
Random : 4



LARGE AND
VERSATILE



HIGH
STRENGTH



SUSTAINABLE &
ECOLOGICAL



INTEMPORAL






EASY TO
INSTALL



MODULARITY



TECHNICAL
SUPERIORITY



JOKUL COBALT



600X1200MM
Finish : High Gloss
Random : 4



LARGE AND VERSATILE



HIGH STRENGTH



SUSTAINABLE & ECOLOGICAL



INTEMPORAL



EASY TO INSTALL





MODULARITY



TECHNICAL SUPERIORITY



JOKUL COBALT | 600X1200MM | HIGH GLOSS FINISH



JUPITER AQUA



600X1200MM
Finish : High Gloss
Random : 4



LARGE AND VERSATILE



HIGH STRENGTH



SUSTAINABLE & ECOLOGICAL



INTEMPORAL






EASY TO INSTALL



MODULARITY



TECHNICAL SUPERIORITY



GOLDEN PORTRO



600X1200MM
Finish : High Gloss
Random : 3



LARGE AND
VERSATILE



HIGH
STRENGTH



SUSTAINABLE &
ECOLOGICAL



INTEMPORAL



EASY TO
INSTALL








MODULARITY



TECHNICAL
SUPERIORITY



GOLDEN PORTRO | 600X1200MM | HIGH GLOSS FINISH



LAURENT BLACK



600X1200MM

Finish : High Gloss

Random : 6



LARGE AND VERSATILE



HIGH STRENGTH



SUSTAINABLE & ECOLOGICAL



INTEMPORAL



EASY TO INSTALL







MODULARITY



TECHNICAL SUPERIORITY



LAURENT BLACK | 600X1200MM | HIGH GLOSS FINISH



PORTORO BLACK



600X1200MM

Finish : High Gloss

Random : 5



LARGE AND
VERSATILE



HIGH
STRENGTH



SUSTAINABLE &
ECOLOGICAL



INTEMPORAL






EASY TO
INSTALL



MODULARITY



TECHNICAL
SUPERIORITY



MARQUINA BLACK



600X1200MM

Finish : High Gloss

Random : 4



LARGE AND
VERSATILE



HIGH
STRENGTH



SUSTAINABLE &
ECOLOGICAL



INTEMPORAL



EASY TO
INSTALL



MODULARITY



TECHNICAL
SUPERIORITY



MARQUNA BLACK | 600X1200MM | HIGH GLOSS FINISH



MERLO NATURAL



600X1200MM

Finish : High Gloss

Random : 4



LARGE AND
VERSATILE



HIGH
STRENGTH



SUSTAINABLE &
ECOLOGICAL



INTEMPORAL



EASY TO
INSTALL






MODULARITY



TECHNICAL
SUPERIORITY



MERLO NATURAL | 600X1200MM | HIGH GLOSS FINISH



SEMBAN ARMANI BLACK



600X1200MM
Finish : High Gloss
Random : 3



LARGE AND
VERSATILE



HIGH
STRENGTH



SUSTAINABLE &
ECOLOGICAL



INTEMPORAL






EASY TO
INSTALL



MODULARITY



TECHNICAL
SUPERIORITY



SEMBAN ARMANI BROWN



600X1200MM
Finish : High Gloss
Random : 3



LARGE AND VERSATILE



HIGH STRENGTH



SUSTAINABLE & ECOLOGICAL



INTEMPORAL




EASY TO INSTALL



MODULARITY



TECHNICAL SUPERIORITY



QUMICA GREEN



600X1200MM
Finish : High Gloss
Random : 4



LARGE AND VERSATILE



HIGH STRENGTH



SUSTAINABLE & ECOLOGICAL



INTEMPORAL



EASY TO INSTALL





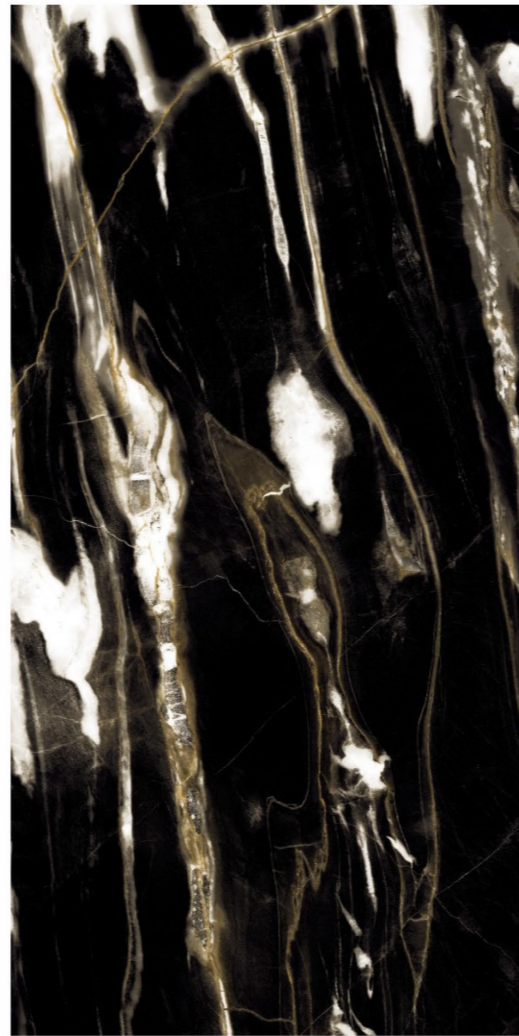
MODULARITY



TECHNICAL SUPERIORITY



QUMICA GREEN | 600X1200MM | HIGH GLOSS FINISH



RIMS BLACK



600X1200MM

Finish : High Gloss

Random : 4



LARGE AND
VERSATILE



HIGH
STRENGTH



SUSTAINABLE &
ECOLOGICAL



INTEMPORAL



EASY TO
INSTALL



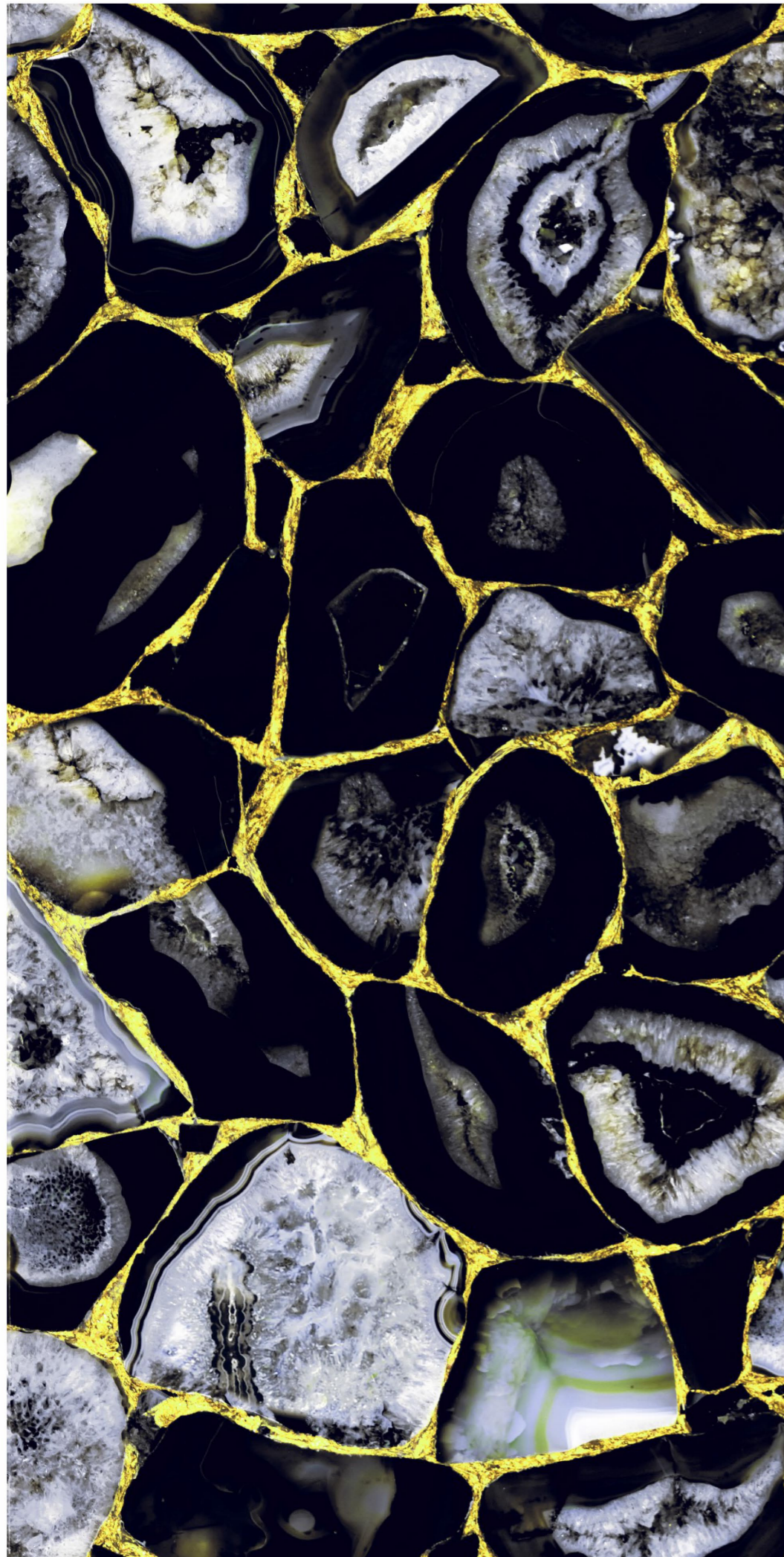
MODULARITY



TECHNICAL
SUPERIORITY



RIMS BLACK | 600X1200MM | HIGH GLOSS FINISH



SIMONA GOLD



600X1200MM
Finish : High Gloss
Random : 1



LARGE AND
VERSATILE



HIGH
STRENGTH



SUSTAINABLE &
ECOLOGICAL



INTEMPORAL







EASY TO
INSTALL



MODULARITY



TECHNICAL
SUPERIORITY



WASHINGTON BLUE



600X1200MM
Finish : High Gloss
Random : 4



LARGE AND
VERSATILE



HIGH
STRENGTH



SUSTAINABLE &
ECOLOGICAL



INTEMPORAL






EASY TO
INSTALL



MODULARITY



TECHNICAL
SUPERIORITY



WASHINGTON BROWN



600X1200MM
Finish : High Gloss
Random : 4



LARGE AND
VERSATILE



HIGH
STRENGTH



SUSTAINABLE &
ECOLOGICAL



INTEMPORAL





EASY TO
INSTALL



MODULARITY



TECHNICAL
SUPERIORITY



TONA BLACK



600X1200MM
Finish : High Gloss
Random : 4



LARGE AND
VERSATILE



HIGH
STRENGTH



SUSTAINABLE &
ECOLOGICAL



INTEMPORAL



EASY TO
INSTALL



MODULARITY



TECHNICAL
SUPERIORITY



TONA BLACK | 600X1200MM | HIGH GLOSS FINISH

HIGHGLOSS